

# CRYST RAMA



1958

95 Cantiague Rock Road, Westbury NY 11590

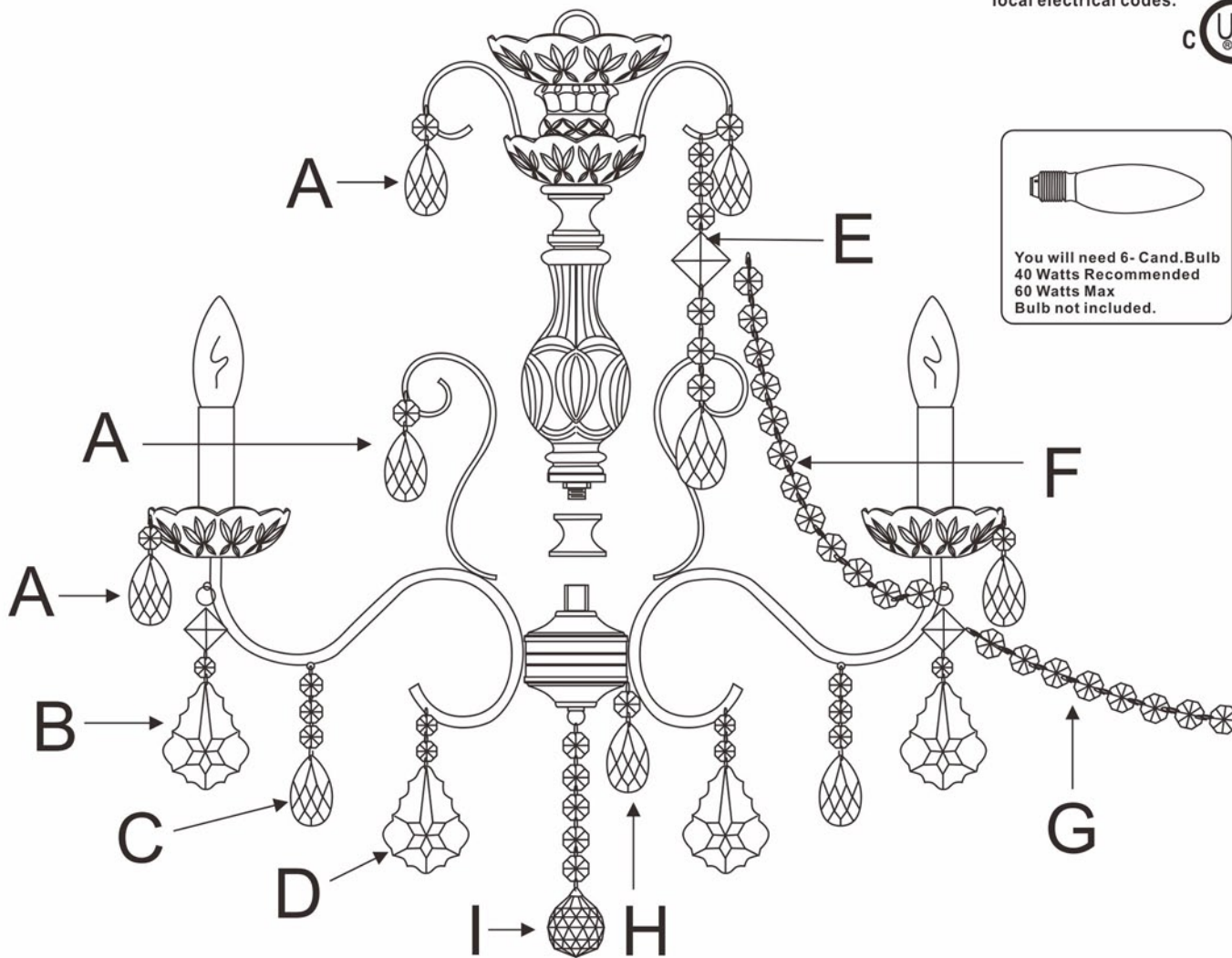
ph:516.931.9090 fax: 516. 931.1254

info@crystorama.com www.crystorama.com


## MODEL#:3226-MWP ASSEMBLY AND DRESSING INSTRUCTIONS



All electrical components must be installed by a licensed electrician in accordance with the National Electric Code and the appropriate local electrical codes.




A =  (14mm+AS9/38-1.5")X42sets


B =  (22mm Square+14mm+AS20/75-3")X6sets

C =  (14mmX3pcs+AS9/50-2")X6sets

D =  (14mmX2pcs+AS20/75-3")X6sets

E =  (14mmX3pcs+18mm Square+  
14mmX3pcs+AS9/50-2")X6sets

F =  (14mmX18pcs)X12sets

G =  (14mmX17pcs)X6sets

H =  (14mm+AS9/50-2")X6sets

I =  (14mmX5pcs+AS8-40mm Ball)X1pc