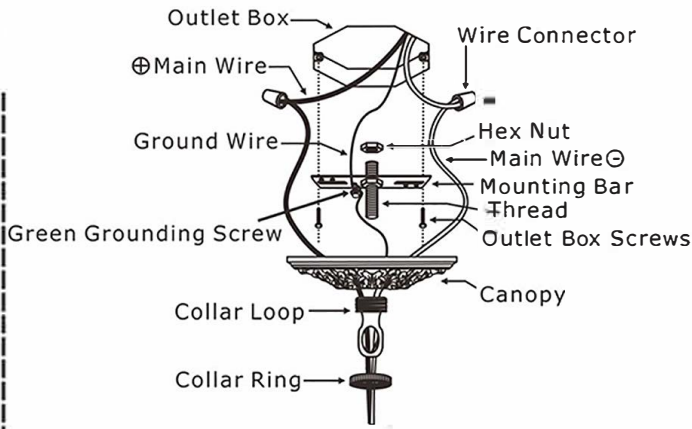
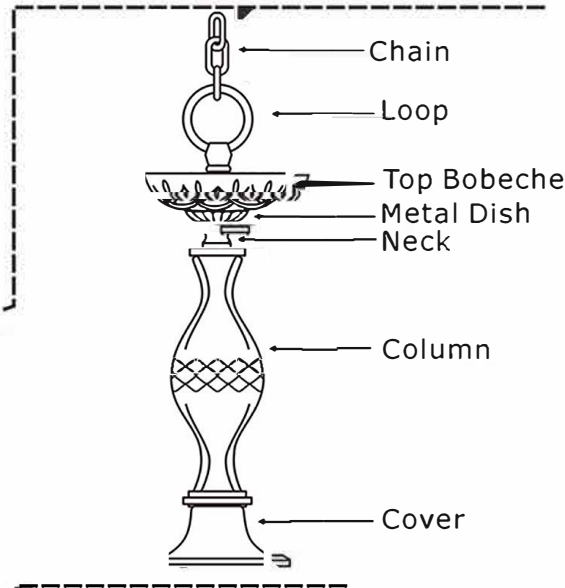


**MODEL# : 4576**  
**ASSEMBLY AND DRESSING INSTRUCTIONS**

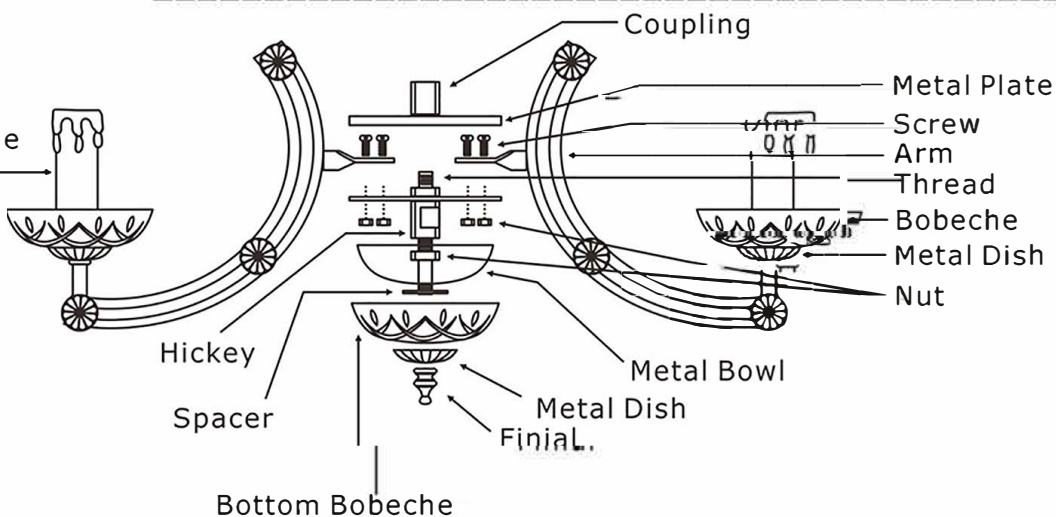
**Top Kit**



**Column Kit**



Candle Tube



**Body Kit**



**WARNING:** This product can expose you to Lead, which is known to the State of California to cause cancer and/or birth defects or reproductive harm. For more information go to [www.P65Warnings.ca.gov](http://www.P65Warnings.ca.gov)

All electrical components must be installed by a licensed electrician in accordance with the National Electric Code and the appropriate local electrical codes.



You will need 5 Candelabra bulbs 60 Watts recommended, Use LED bulbs for Extended use. Bulb not included.

**HOW TO INSTALL:**

1. Install the Mounting Bar to the Outlet Box of the ceiling.
2. Entwine the Ground Wire around the Green Grounding Screw. Screw the Green Grounding Screw further into the Mounting Bar.
3. Use the Wire Connector to connect the Main Wires of the product with the Main Wires of the Outlet Box.
4. Set the Canopy to the Mounting Bar, have the Thread through the center hole of the canopy and then screw it with Collar Loop and Collar Ring.
5. Assemble the Body Kit and Column Kit.
6. Set the Bobeches and Candle Tubes on the fixture.
7. Dress the crystal trims with the crystal dressing instruction (Page 2).

**MODEL #4576**  
**ASSEMBLY AND DRESSING INSTRUCTIONS**

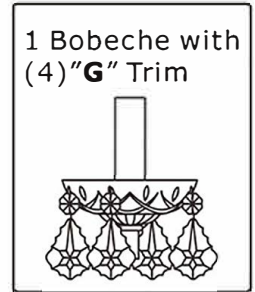
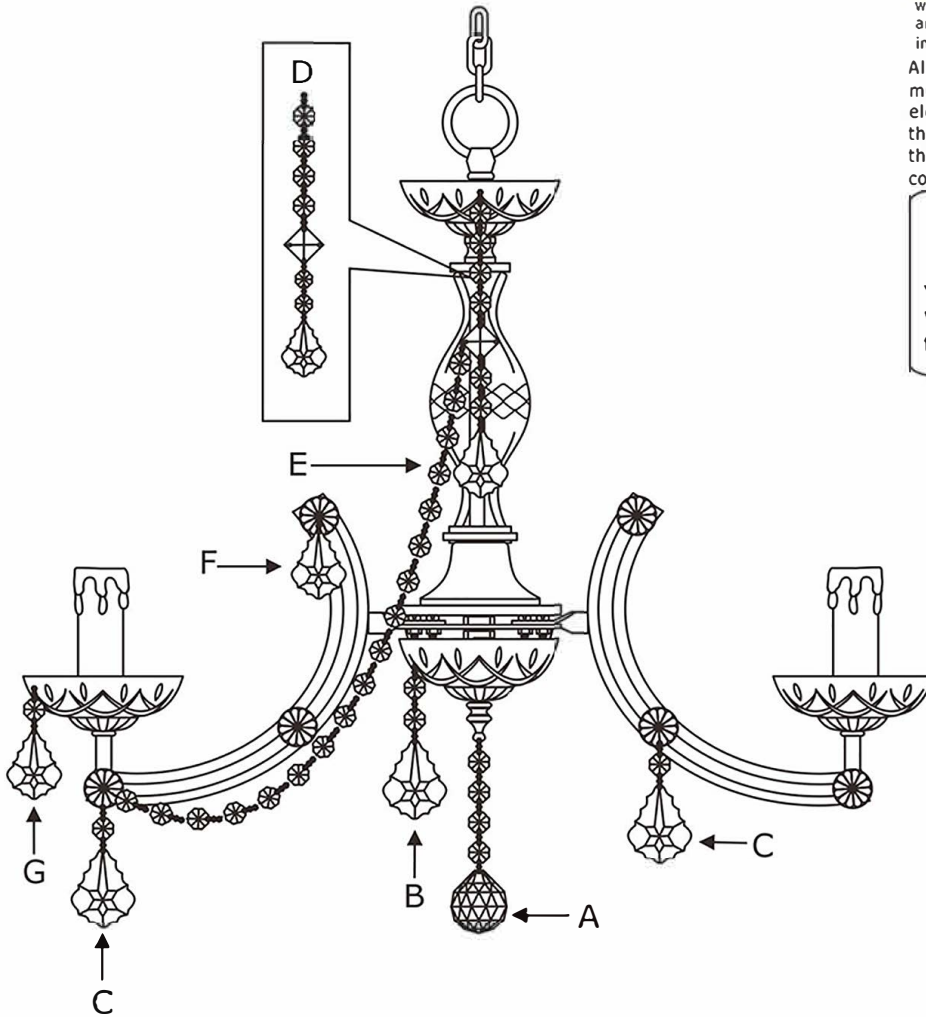


**WARNING:** This product can expose you to Lead, which is known to the State of California to cause cancer and/or birth defects or reproductive harm. For more information go to [www.P65Warnings.ca.gov](http://www.P65Warnings.ca.gov)

All electrical components must be installed by a licensed electrician in accordance with the National Electric Code and the appropriate local electrical codes.



You will need 5 Candelabra bulbs 60 Watts recommended, Use LED bulbs for Extended use. Bulb not included.



**CRYSTAL DRESSING INSTRUCTIONS:**

A = (1x40mm Ball + 4 Jewels)x1pc

B = (20/64-2.5" + 2 Jewels)x5pcs

C = (20/64-2.5")x10pcs

D = ( 4 Jewels+1 Square + 2 Jewels+20/50-2")x5pcs

E = (18 Jewels Strand)x10pcs

F = (20/50-2"No Jewel)x5pcs

G = (20/50-2")x20pcs

All mm Jewels are 14mm unless otherwise stated.